





# WASHINGTON'S PHASED APPROACH

Last updated: 10/13/2020

**INDIVIDUALS AND BUSINESSES SHOULD FOLLOW ALL REQUIREMENTS LISTED ABOVE DURING ALL PHASES**

	 <b>Modified Phase 1</b>	 <b>Phase 2</b>	 <b>Phase 3</b>	 <b>Phase 4</b>
<b>Recreation</b>	Some outdoor recreation (hunting, fishing, golf, boating, hiking)	<ul style="list-style-type: none"> <li>- Some adult/youth sports</li> <li>- Some outdoor recreation runs/races/ride with more than 12 participants</li> </ul>	<ul style="list-style-type: none"> <li>- Outdoor group rec. sports activities (50 or fewer people)</li> <li>- Recreational facilities at &lt;25% capacity</li> </ul>	Resume all recreational activity
<b>Gatherings (non religious)</b>	Allow gatherings outdoors with fewer than 5 people outside your household per week	Gather with no more than 5 people outside your household per week	Allow gatherings with no more than 10 people	Allow gatherings with >10 people
<b>Business/Employers</b>  (All businesses will be required to follow safety plans written by the state)	<ul style="list-style-type: none"> <li>- Manufacturing, construction, domestic services, agritourism, photography, curbside library services, indoor fitness and drive-in events meeting Phase 2 guidance</li> <li>- Retail following Phase 2 guidance, but guest occupancy at &lt;30% of maximum</li> <li>- Real Estate following Phase 2 guidelines, but guest occupancy at 25% of maximum and indoor services limited to 30 minutes</li> <li>- Professional services following Phase 2 guidance, but occupancy limited to 25% of maximum, with an exception for 1-to-1 services in an enclosed room. Indoor service limited to 30 minutes</li> <li>- Personal services following Phase 2 guidance, but occupancy limited to 25% of maximum with an exception for 1-to-1 services in an enclosed room</li> <li>- Restaurants/Bars*** following Phase 2 guidance, but indoor occupancy at 25% of maximum and outdoor occupancy at 50%</li> <li>- Pet grooming following Phase 2 guidance but occupancy limited to 25% of maximum</li> <li>- Staffed water recreation facilities</li> </ul>	<ul style="list-style-type: none"> <li>- Remaining manufacturing</li> <li>- Additional construction phases</li> <li>- In-home/domestic services (nannies, housecleaning, etc.)</li> <li>- Retail (in-store purchases allowed with restrictions)</li> <li>- Real estate</li> <li>- League-play bowling</li> <li>- Libraries and Museums at &lt;25% capacity</li> <li>- Movie theaters at &lt;25% capacity</li> <li>- Agritourism</li> <li>- Professional services/office-based businesses (telework remains strongly encouraged)</li> <li>- Personal services (hair and nail salons, barbers, tattoo, etc.)</li> <li>- Pet grooming</li> <li>- Restaurants &lt;50% capacity, table size no larger than 6 (no bar-area seating)</li> <li>- Bars**: no indoor seating unless min. food requirements in guidance met</li> <li>- Drive-in events</li> <li>- Limited indoor fitness and training with 300 square feet per person, up to 25% capacity for large facilities.</li> </ul>	<ul style="list-style-type: none"> <li>- Movie theaters at &lt;50% capacity</li> <li>- Customer-facing government services (telework remains strongly encouraged)</li> <li>- Libraries</li> <li>- Museums 50% capacity</li> <li>- Limited indoor fitness and training with 200 square feet of distance/person, up to 25% capacity for large facilities.</li> <li>- Restaurants &lt;50% capacity, table size no larger than 8 (no bar-area seating)</li> <li>- All other business activities not yet listed except for those specified for Phase 4</li> <li>- Retail events (craft shows, etc.) &lt;200 people</li> </ul>	<ul style="list-style-type: none"> <li>- Nightclubs</li> <li>- Concert venues</li> <li>- Large sporting events</li> <li>- Resume unrestricted staffing of worksites, but continue to practice physical distancing and good hygiene</li> <li>- Live entertainment</li> </ul>

High-risk populations\* are strongly encouraged, but not required, to stay home unless engaging in activities permissible in their current phase. Non-essential travel should be limited until Phase 3

\* High-risk populations are currently defined by CDC as: persons 65 years of age and older; people of all ages with underlying medical conditions (particularly not well controlled), including people with chronic lung disease or moderate to severe asthma, people who have serious heart conditions, people who are immunocompromised, people with severe obesity, people with diabetes, people with chronic kidney disease undergoing dialysis, and people with liver disease; people who live in a nursing home or long-term care facility.

\*\*For the purposes of the Safe Start Phased Plan, bars are defined as taverns, breweries, wineries and distilleries.

\*\*\*For the purposes of the Safe Start Phased Plan, maximum occupancy refers to the maximum building occupancy as determined by the fire code.